

Pairs and Pair Structures

Summary: As we have seen, Scheme uses `cons` to build lists. As you may recall, `cons` takes two arguments. Up to this point, the first element has been a value and the second has been a list. When you call `cons`, Scheme actually builds a structure in memory with two parts, one of which refers to the first argument to `cons` and the other of which refers to the second. This structure is called a *cons cell* or a *pair*.

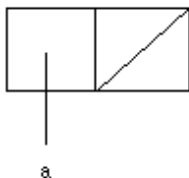
Contents:

- Box-and-Pointer Diagrams
- Pairs That Are Not Lists
- A Pair Predicate
- Recursion with Pairs
- Why Pay Attention to Pairs

Box-and-Pointer Diagrams

Let us now consider a graphical way to represent the result of a `cons` procedure. The basic idea is to use a rectangle, divided in half, to represent the result of the `cons`. From the first half of the rectangle, we draw an arrow to the first element of a list, its `car`; from the second half of the rectangle, we draw an arrow to the rest of the list, its `cdr`. When the `cdr` is empty, we draw a diagonal line through the right half of the rectangle to indicate that the list stops at that point.

For instance, the value of the expression `(cons 'a null)` would be represented in this notation as follows:

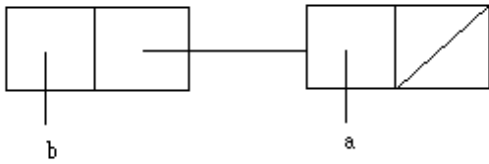


Since the value of the expression `(cons 'a null)` is the list `(a)`, this diagram represents `(a)` as well.

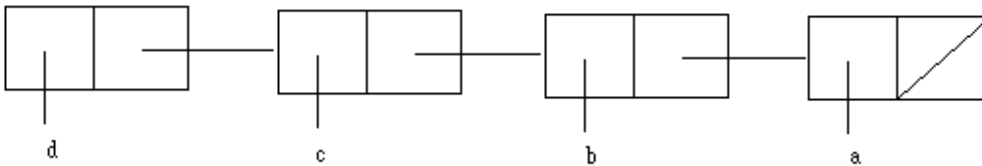
Now consider the value of the expression

```
(cons 'b (cons 'a null))
```

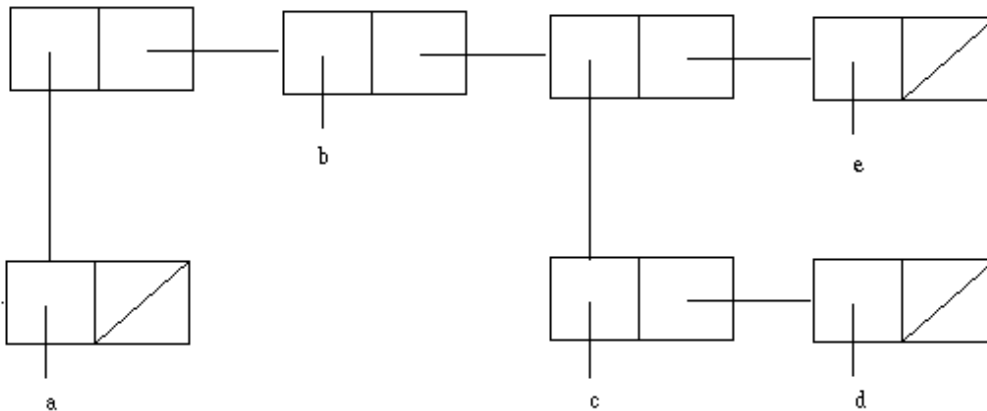
in other words, the list `(b a)`. Here, we draw another rectangle, where the head points to `b` and the tail points to the representation of `(a)` that we already have seen. The result is:



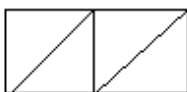
Similarly, the list (d c b a) is the value of the expression
`(cons 'd (cons 'c (cons 'b (cons 'a null))))` and would be drawn as follows:



A similar approach may be used for lists that have other lists as elements. For example, consider the list ((a) b (c d) e). This list contains four components, so at the top level we will need four rectangles, just as in the previous example for the list (d c b a). Here, however, the first component designates the list (a), which itself involves the box-and-pointer diagram already discussed. Similarly, the list (c d) has two boxes for its two components (as in the diagram for (b a) above). The resulting diagram is:

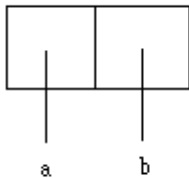


Throughout these diagrams, the empty list is represented by a *null pointer*, a diagonal line. Thus, the list containing the empty list, `(())` -- that is, the value of the expression `(cons null null)` -- is represented by a rectangle with lines through both halves:

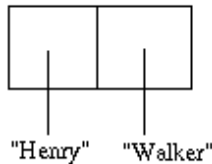


Pairs That Are Not Lists

While we consistently have discussed `cons` in the context of lists, Scheme allows `cons` to be applied even when the second argument is not a list. For example, `(cons 'a 'b)` is a legal expression; its value is represented by the following box-and-pointer diagram:



You may have noticed that some of your “lists” ended with a dot before the last character. In fact, whenever Scheme is asked to print out a sequence of linked pairs that don’t end with null, it uses *dot notation*, as in `(a . b)`. Here, the dot indicates that `cons` has been applied, but the second argument is not a list. Similarly, the value of `(cons 1 'a)` is the pair `(1 . a)`, and the value of `(cons "Henry" "Walker")` is `("Henry" . "Walker")`. Using a box-and-pointer representation, this last result would be drawn as follows:



The `car` and `cdr` procedures can be used to recover the halves of one of these *improper lists*:

```
> (car (cons 'a 'b))
a
> (cdr (cons 'a 'b))
b
```

Note that the `cdr` of such a structure is not a list.

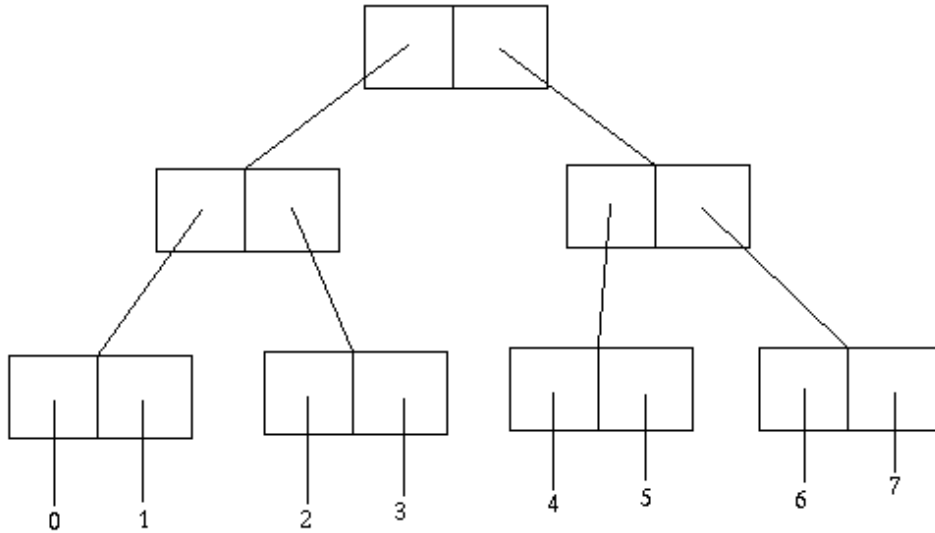
When Scheme tries to print out a pair structure, it uses what we might call an optimistic assumption. If the next thing is null or a pair, it assumes that it’s a list, and therefore uses a space before the next object. When it hits the end and finds no null, it inserts the dot there, but not earlier.

A Pair Predicate

The `pair?` predicate returns `#t` when it is given any structure that is printed as a dotted pair, or indeed any structure that `cons` can possibly return as its value. (Basically, `pair?` determines whether the object it is given is one of those two-box rectangles.)

Recursion with Pairs

Just as lists can be nested within lists, so pairs can be nested within pairs, as deeply as you like. For instance, here is a pair structure that contains the first eight natural numbers:



To build this structure in Scheme, we can use repeated calls to `cons`, thus:

```
(cons (cons (cons 0 1)
            (cons 2 3))
      (cons (cons 4 5)
            (cons 6 7)))
```

or we can use the dotted-pair notation inside a literal constant beginning with a quote:

```
'(((0 . 1) . (2 . 3)) . ((4 . 5) . (6 . 7)))
```

(As we've said previously, we'd prefer that you use `cons` rather than quote to build structures.)

If we have a pair structure that is constructed by repeated invocations of `cons`, starting from constituents of some simple type such as numbers or strings, we can use *pair recursion*, which adapts the shape of the computation to the shape of the particular pair structure on which we operate. In pair recursion, the base cases are the values that are not pairs, and must therefore be operated on directly. For the non-base cases -- those that are pairs -- we invoke the procedure recursively twice (once for the `car`, once for the `cdr`) and combine the values of the recursive calls to get the final result of the operation.

For instance, here is how we'd find the sum of the numbers in a pair structure like the one diagrammed above.

```
;;; Procedure:
;;; sum-of-number-tree
;;; Parameters:
;;; ntree, a number tree
;;; Purpose:
;;; Sums all the numbers in ntree.
;;; Produces:
;;; sum, a number
;;; Preconditions:
;;; ntree is a number tree. That is, it consists only of numbers
;;; and cons cells.
;;; Postconditions:
;;; sum is the sum of all numbers in ntree.
(define sum-of-number-tree
  (lambda (ntree)
    (if (pair? ntree)
        (+ (sum-of-number-tree (car ntree))
           (sum-of-number-tree (cdr ntree)))
        ntree)))

> (sum-of-number-tree (cons (cons (cons 0 1)
                                 (cons 2 3))
                           (cons (cons 4 5)
                                 (cons 6 7))))
```

28

When this procedure is applied to a base case -- that is, just a number rather than a collection of numbers fitted into a pair structure -- it returns the number unchanged:

```
> (sum-of-number-tree 19)
19
```

There is no such thing as an “empty pair” analogous to an empty list. Every pair has exactly two components, and it is always valid to take the `car` and the `cdr` of a pair. So the base case for a pair recursion is just any value that is not itself a pair.

Why Pay Attention to Pairs

You may be wondering why we ask you to pay attention to these pair things (you'll probably be wondering why we ask you to pay *so much* attention after doing the lab). There are a few reasons. First, we find that students better understand lists (and related structures) if they have an understanding of what's going on behind the scenes. Second, there are many instances in which we are better off building the trees (like those above) than lists. Third, pair structures provide an additional mechanism for thinking about recursion.

The pair structures also reveal a bit about Scheme terminology. In the first computers on which LISP (the forerunner of Scheme) was implemented, there was an underlying memory structure that had two cells, which made it a convenient way to implement pairs. On that computer, the operations used to remove values from the structure were `car` (shorthand for “contents of address register”) and `cdr` (shorthand for

either “contents of decrement register” or “contents of data register”, depending on who you ask).

Copyright © 2006 Samuel A. Rebelsky. This work is licensed under a Creative Commons Attribution-NonCommercial 2.5 License. To view a copy of this license, visit <http://creativecommons.org/licenses/by-nc/2.5/> or send a letter to Creative Commons, 543 Howard Street, 5th Floor, San Francisco, California, 94105, USA.